

RocketWeb V1.4.4 Android WebView App Template Free Download

RocketWeb V1.4.4 Android WebView App Template Free Download.. RocketWeb V1.4.4 Configurable Android WebView App Template, Create Android WebView mobile app from.. [DemoDownload](#)

Rating: Not Rated Yet

Price

[Report Copyright about this product](#)

Description

RocketWeb V1.4.4 Android WebView App Template Free Download

RocketWeb V1.4.4 Configurable Android WebView App Template, Create Android WebView mobile app from responsive website. Configure requirement and create your site into an app, RocketWeb can do much more.

Template Features

Create Android WebView mobile app from a responsive website. Configure requirement and create your site into an app, RocketWeb can do much more, explore the many useful options & features we offer below:

Kotlin Language: This project is developed in Kotlin language with Google latest guideline and material design.

Web Engine: RocketWeb configurable WebView is developed with the latest chromium web engine support. Chromium web engine will give you an optimal web browsing experience.

Theme Support: To change the theme you can select from our existing theme with gradient style color or single style color. You can also set the color code to get a match with your branding.

Android Navigation Drawer: You can remove the slide menu or you can set it by your own choice (options, and others detail).

Android Custom Toolbar: We are providing a fully customizable toolbar. So, you can remove the toolbar to make a full-screen app. Also, you can change the toolbar style from our style presets setting.

Full-Screen App: If your website has a toolbar to navigate your website, then turn off toolbar from the app and enjoy the native toolbar experience.

Left & Right Menu: You can remove the left or right toolbar menu or select the option you want.

Local Website Host: You can run your local/offline website in webview Android app. Just save your offline website in the assets folder.

Custom Loader: We have an awesome app loader library support. So you can use the library when your website is loading.

Splash Screen: We have already made every setting for the splash screen. Just place your transparent logo on our assets folder.

No Internet & Error Screen: When the app doesn't get any internet connection, you can show error message on app screen "no internet connection" or any type of error message related to the problem.

Smart Ads Solution: Earn money from AdMob and you can also disable it whenever you want. Our designed ads will not disturb your clients too much.

Ask Permission: Based on google guideline RocketWeb webview app will ask required permission when it's needed.

Media Support: RocketWeb supports video (Youtube, vimeo, HTML5 videos etc), audio(.mp3, .wav etc), all image format and animated image (.gif).

HTML5 Game: RocketWeb app supports HTML5 games and you can play the game inside the app.

File Upload/Download: RocketWeb will allow you to upload and download files.

Download Manager: Download any file with our download manager.

Push Notification: Push notification with Google cloud messaging, don't worry we also support One Signal.

JavaScript Support: RocketWeb supports every JavaScript Dialog.

JS Alert, Toast, Snack-bar: Send a message from your website with JavaScript alert, toast, and snack bar.

App Rating & Share: Your user can promote your app with share and rate the app in play store without any configuration.

Open External App (Native Application Open): From your website, RocketWeb can open the email app, call a number, open a play store product page or a youtube video etc in the native app.

Device Responsive: Our app design will maintain the device responsive automatically. The screen will be supported from 4" to 10" devices.


RTL support: The app is left to right layout supported.

Easy Customization

We are trying to develop the Android app for everyone so that didn't require any programming skills. RocketWeb architecture helps you to customize the app in your own way. It's simple, just follow our video tutorial and user guide manual then generate a configurable file to make your Android app.



The advertisement features a blue background with a white rocket icon and the text "RocketWeb" in a bold, sans-serif font. Below it, it says "Also available for iOS platform". A small blue triangle points to the text "This product only available on" followed by the CodeCanyon logo. A large white button with the text "Download Now" is centered. Below the button, it says "Made with InfixSoft". On the right side, there is a large white smartphone graphic showing the app's interface. The interface includes a purple header with the "RocketWeb" logo and a welcome message. Below the header, there are several news articles with images and text, and a "Text your website here ..." input field at the bottom. A grey Apple logo is visible behind the smartphone graphic.





No [Programming] Skills is Required

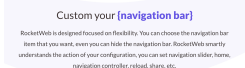
RocketWeb is configurable webview solution. You don't need to learn any programming language. Just follow our Video Tutorial or User Guide Manual and build your android app within few minutes. So, are you ready to build your own android app now?



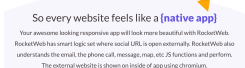

RocketWeb developed in native platform with easily configurable features. You can experience native app which builds on Kotlin language. You can customize your app with the multi-color theme, toolbar and menu all are dynamic and configurable. Firebase and OneSignal notification are available to reach your clients. Also, you can earn with Google Ad-Mob and Facebook Audience Network.



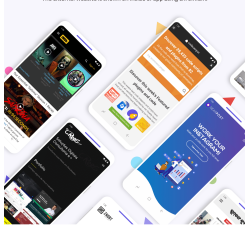
RocketWeb has more than 50+ multiple awesome themes set available on Solid and Gradient colors. Check which theme is perfect for your website from the sample app. You can also use our color theme.



RocketWeb is designed focused on flexibility. You can choose the navigation bar items that you want, even you can hide the navigation bar. RocketWeb smartly understands the action of your configuration, you can set navigation slider, home, navigation controller, reload, share, etc.



Your awesome looking responsive app will look more beautiful with RocketWeb. RocketWeb has smart tags set where social URL is open externally. RocketWeb also understands the email, the phone call, message, map, etc. JS functions and perform. The external website is shown on inside of app using chromium.



RocketWeb Smart configuration system is made your life easy. No need to configure your app based on your requirements. You can easily set your website URL, choose your app theme, set the navigation bar items, set the navigation slider menu, adjust the settings, even you can enable/disable components, and many more so you don't any coding experience for it.



